

## DOWNLIGHTS

# ROBUS®

### TAYLOR 7W, 9W AND 10W WHITE TRIM, DIMMABLE, CCT SELECTABLE 3000K, 4000K, 5000K AND 6500K, IP44 LED DOWNLIGHT

The new Robus TAYLOR IC-4 rated LED downlight is a great looking fitting, is "dimmable as standard", and IP44 rated. With selectable CCT's of warm, neutral, cool or daylight white and with the opal diffuser provides a uniform and shadow free light and is particularly suitable where use of the lit space has not been finalised at installation stage or where use of the lit space might change in the future.



#### Applications:

- Residential dining, living, bathroom and bedroom spaces
- Hotel & Office reception areas
- Shops and other retail premises
- Pubs, clubs and restaurants
- Complimentary lighting in meeting or function rooms

#### Construction:

PA66 Nylon coated Aluminium housing  
Polycarbonate trim & Opal diffuser  
Steel spring clips

#### Features and Benefits:

- The Taylor is a complete downlight kit with slim white bezel to match or contrast the existing décor
- Matte white, silver, black and brushed chrome trims are available to further extend the downlights aesthetics and function
- The fitting is pre-wired with 0.6m flex and plugtop making installation fast and simple
- An opal polycarbonate diffuser is employed which provides a soft light for allowing maximum lumen transmission
- The body has a plastic coated die-cast aluminium body to provide maximum thermal conductivity and long LED life
- Strong nylon covered ceiling springs ensure the fitting is pulled up close to the ceiling with no unsightly gaps
- A wide flange with shallow depth of only 62-70mm makes the Taylor ideal for retro-fit to cover existing holes and installation in shallow ceiling voids
- Using solid state technology, the fitting
  - Emits very little heat - reducing air conditioning costs
  - Has no warm-up or cool-down time to ensure instant visibility
  - Is rugged with no filament to prematurely fail due to knocks, building vibration or extreme temperature changes
  - Is compatible with PIR, photocell & microwave switching without compromise to LED life
- The fitting is IC-4 rated so is suitable for covering with fibre insulation so ensures there are no cold spots in the void
- The downlight utilises high quality SMD LED's for:
  - High luminous flux to reduce the number of fittings used
  - Low power consumption and running costs
  - High efficacy to take advantage of efficacy incentives
  - Long life so no inconvenient lamp outs or changes
- The fitting has a CCT selectable function using a 4 position switch on the rear. This provides a choice of warm, neutral, cool or daylight white light colour depending on the use of the lit space
- Having an Integral dimmable driver means there is no separate driver to find location for and is compatible with many Triac type dimmer switches

This means the light level can be set depending on the use of the space. It can be set to a subtle low level ambience, or to full brightness for task or general lighting

It is also ideal as a retrofit solution with existing dimmer switches and systems
- There is no Infrared or Ultra-violet in the light beam which means there is no heat to burn if touched by children and is ideal for displays as it will not fade or damage sensitive goods

PLEASE NOTE: INFORMATION IN THIS DOCUMENT MAY BE SUBJECT  
TO CHANGE WITHOUT PRIOR NOTICE

IRE: TEL: +353 1 709 9000  
AUS: TEL: +61 7 3890 5444

WEB: WWW.ROBUS.COM  
WEB: WWW.ROBUS.COM.AU

LED GROUP EUROPE · AUSTRALIA · ASIA · MIDDLE EAST · AFRICA

## DOWNLIGHTS

# ROBUS®

TAYLOR 7W, 9W AND 10W WHITE TRIM, DIMMABLE,  
CCT SELECTABLE 3000K, 4000K, 5000K AND 6500K, IP44 LED DOWNLIGHT

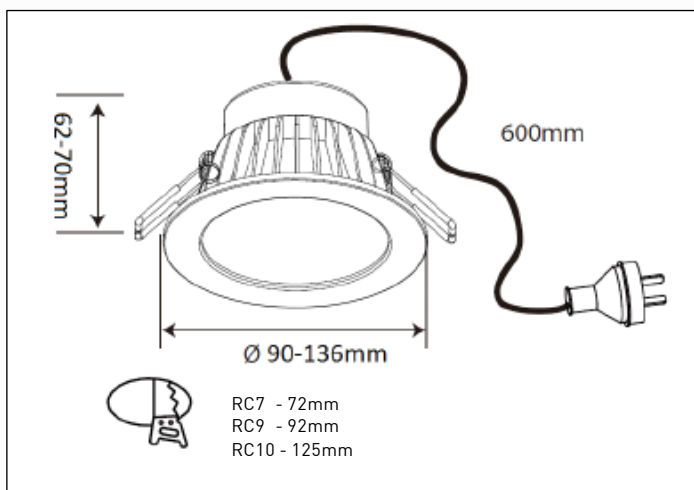

Product Code:	RC7WDL72CCT4	RC9WDL92CCT4	RC10WDL125CCT4
Comparable to:	50W halogen	50W halogen	100W Incandescent
Total Power (W):	7.3/7.1/7.1/7.2	7.3/7.1/7.2/7.3	10.1/9.5/9.7/9.8
Total Light Output (lm):	590/660/640/590	650/745/745/690	1,020/1,070/1,060/1,020
Illuminance at 1m (lux):	250/280/270/250	290/340/340/320	430/460/450/430
Beam Angle (deg):	100	90	100
CCT (K):	3,000/4,000/5,000/6,500	3,000/4,000/5,000/6,500	3,000/4,000/5,000/6,500
CRI (Ra):	80	80	80
Efficacy (lm / cctW):	82/94/91/82	90/105/103/95	102/113/110/104
Rated Life (hrs):	30,000	30,000	30,000
Warranty (yrs):	3	3	3
Ingress Protection (IP):	44	44	44
Operating Temperature (°C):	-20 ≤ Ta ≤ +40	-20 ≤ Ta ≤ +40	-20 ≤ Ta ≤ +40
Operating Voltage (Vac):	220-240	220-240	220-240
Power Factor (PF):	0.9	0.9	0.9
Diameter (mm):	90	108	136
Cut out (mm):	72	92	125
Depth (mm):	62	65	70
Projection (mm):	3	3	3
Box Qty:	1	1	1
Weight (kg):	0.21	0.28	0.31

### Accessories:

<b>RC7TRIM-xx</b>	Trim accessory for 7W TAYLOR in 04, 13, 15
<b>RC9TRIM-xx</b>	Trim accessory for 9W TAYLOR in 04, 11, 13, 15
<b>RC125TRIM-xx</b>	Trim accessory for 10W TAYLOR in 04, 13, 15
<b>-04</b>	Black
<b>-11</b>	Matte white
<b>-13</b>	Brushed chrome
<b>-15</b>	Silver

### Standards & Approvals:

Complies with: SAA, AS/NZS 60598, IEC 55015, CISPR 15, IEC 61000, IEC 62493, IEC 61547, IEC 62471, RCM



### Cone Illuminance Diagram:

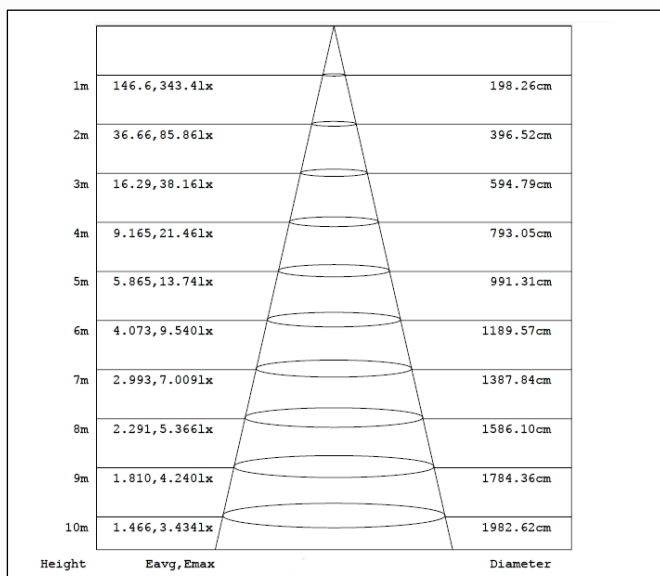


Diagram for RC9WDL92CCT4-01 in 4,000K. Other diagrams available on request

### Polar Intensity Diagram:

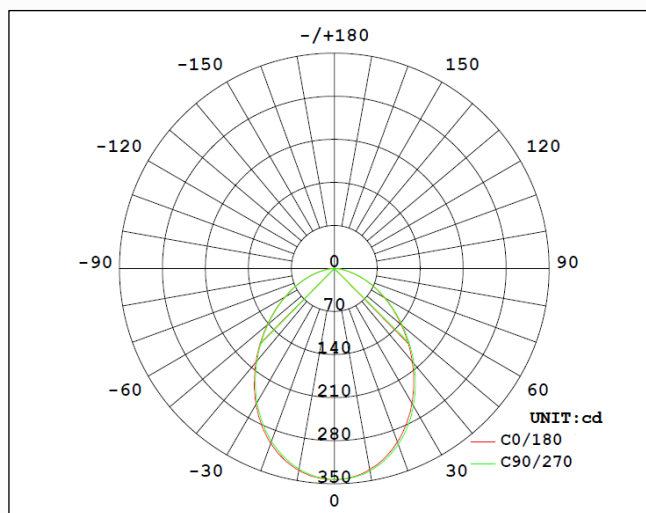


Diagram for RC9WDL92CCT4-01 in 4,000K. Other diagrams available on request