



Main

Range of product	Harmony XB5
Bezel material	Plastic
Product or component type	Annunciator
Mounting diameter	22 mm

Complementary

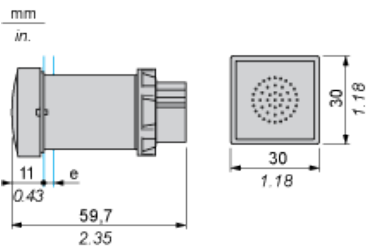
[Us] rated supply voltage	24 V (+/- 10 %)
Supply circuit type	AC/DC
Supply frequency	50/60 Hz
Current consumption	5 mA
Signalling type	Continuous or intermittent tone
Resistance to high pressure washer	7000000 Pa at 55 °C, distance: 0.1 m
Height	30 mm
Width	30 mm
Depth	60 mm
Product weight	0.035 kg

Environment

noise level	85 dB
vibration frequency	4 kHz
protective treatment	TH
ambient air temperature for storage	-40...70 °C
ambient air temperature for operation	-25...70 °C
class of protection against electric shock	Class II conforming to IEC 60536
overvoltage category	Class II conforming to IEC 60536
IP degree of protection	IP40 conforming to IEC 60529
NEMA degree of protection	NEMA 1
IK degree of protection	IK03 conforming to EN 50102 IK03 conforming to IEC 50102
standards	EN 60947-1 EN 60947-5-1 EN 60947-5-4 IEC 60947-1 IEC 60947-5-1 IEC 60947-5-4 JIS C 4520 UL 508 CSA C22.2 No 14
product certifications	BV CSA DNV GL LROS (Lloyds register of shipping) RINA UL listed

The information provided in this documentation contains general descriptions and/or technical characteristics of the products contained herein. This documentation is not intended as a substitute for and is not to be used for determining suitability or reliability of these products for specific user applications. It is the duty of any such user or integrator to perform the appropriate and complete risk analysis, evaluation and testing of the products with respect to the relevant specific application or use thereof. Neither Schneider Electric Industries SAS nor any of its affiliates or subsidiaries shall be responsible or liable for misuse of the information contained herein.

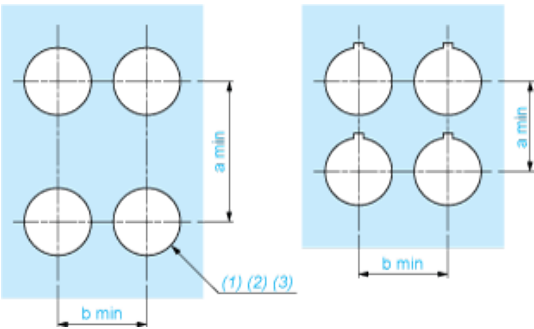
Dimensions



e: panel thickness: 1 to 6 mm / 0.04 to 0.24 in.

Panel Cut-out for Pushbuttons, Switches and Pilot Lights (Finished Holes, Ready for Installation)

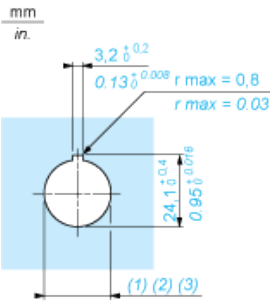
Connection by Screw Clamp Terminals or Plug-in Connectors or on Printed Circuit Board



- (1) Diameter on finished panel or support
- (2) For selector switches and Emergency stop buttons, use of an anti-rotation plate type ZB5AZ902 is recommended.
- (3) Ø22.5 mm recommended ($\text{Ø}22.3 \text{ }_0^{+0.4}$) / Ø0.89 in. recommended ($\text{Ø}0.88 \text{ in. }_0^{+0.016}$)

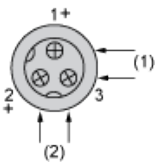
Connections	a in mm	a in in.	b in mm	b in in.
By screw clamp terminals or plug-in connector	40	1.57	30	1.18
By Faston connectors	45	1.77	32	1.26
On printed circuit board	30	1.18	30	1.18

Detail of Lug Recess



- (1) Diameter on finished panel or support
- (2) For selector switches and Emergency stop buttons, use of an anti-rotation plate type ZB5AZ902 is recommended.
- (3) Ø22.5 mm recommended ($\text{Ø}22.3 \text{ }_0^{+0.4}$) / Ø0.89 in. recommended ($\text{Ø}0.88 \text{ in. }_0^{+0.016}$)

Cabling of Annunciators



- (1) Intermittent
- (2) Continuous