


[SOL]

LED DOWNLIGHT



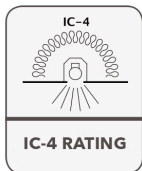
Description

The [SOL] LED downlight replaces traditional halogen downlights with a more cost-effective solution designed for quick and easy installation. The [SOL] has a premium aluminium body and low-glare diffuser optimising lighting output. Available in two sizes and either single or tri-colour, along with broad-range dimming compatibility on TRIAC dimmers, the [SOL] and [SOL] Shift ensure versatility and reliability.



Key Features

- Long lasting aluminium body
- Flushed or recessed front face option available
- Dimmable through phase-cut (TRIAC) and compatible with a wide array of dimmers
- IC-4 rated for simple installation
- Certified UL94 V-0 flame retardant plastic body



An IC-4 rated downlight can be abutted and directly covered with insulation. This makes the installation process easier as the insulation can be laid unbroken over the whole ceiling area.

The main benefits of IC-4 downlights include:

- Much simpler and faster installation process
- Reduced labour per fitting
- Maintaining the integrity of the insulation as it can be laid unbroken over the ceiling

shift
COLOUR SELECTABLE

ACCESSORIES



Trim Ring - Silver

Model No.	DS-TR-25-SS*	DS-TR-35-SS*
Size	Ø86 x 3.8mm	Ø116 x 3.8mm
Materials	304 Stainless Steel	
Finish	Nickel brushed finishing	
Colour	Silver	



Trim Ring - Black

Model No.	DS-TR-25-B*	DS-TR-35-B*
Size	Ø86 x 3.8mm	Ø116 x 3.8mm
Materials	304 Stainless Steel	
Finish	Nickel brushed finishing	
Colour	Black	

* Flush option available, add 'F' to model code. eg. DS-TR-25-SS-F

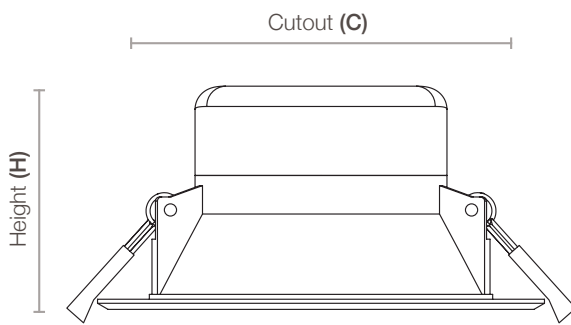
Technical Specifications

Rated Life	≥40,000 hours
Body	Aluminium/ UL94 V-0 Plastic
Installation	Built-in clips
Beam Angle	120°
Power Factor	>0.93
CRI	>80

Operating Temperature	-20°C to +45°C
Input Voltage	200 – 277 VAC ~ 50/60Hz
IP Rating	IP44*
Connection	Flex and plug (0.5m)
Net weight	0.17kg (70mm) 0.18kg (90mm)

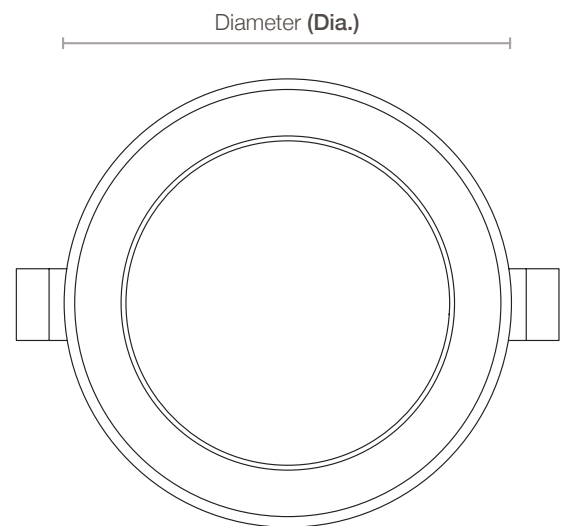
*IP44 rating applies to product front fascia, IP40 for the rear of luminaire

Dimensional Drawing



Model	Dia.	H	C
2.5inch	Ø85	63	Ø70±5
3.5inch	Ø115	61	Ø90±5

Unit = mm



Product Data

Part Number	Power	Lumen Output	CCT	Dimensions
DS-25-7S120 (shift:)	7W	580 - 670lm	Colour Selectable (3000K / 4000K / 5700K)	Ø85 X 63 (2.5")
DS-35-8S120 (shift:)	8W	700-820lm	Colour Selectable (3000K / 4000K / 5700K)	Ø115 X 61 (3.5")
DS-25-7S120-F (shift:)	7W	580 - 670lm	Colour Selectable (3000K / 4000K / 5700K)	Ø115 X 61 (3.5")
DS-35-8S120-F (shift:)	8W	700-820lm	Colour Selectable (3000K / 4000K / 5700K)	Ø115 X 61 (3.5")