



# MASTERColour CDM-T Elite

MASTERColour CDM-T Elite 35W/930 G12 1CT/12

Single-ended, high-efficiency Ceramic Metal Halide discharge lamp

## Product data

### • General Information

|                             |                            |
|-----------------------------|----------------------------|
| Cap base                    | G12 [ G12]                 |
| Bulb shape                  | T19 [ T 19mm]              |
| Burning Position            | UNIVERSAL [ Any/Universal] |
| Life to 5% failures (nom.)  | 12000 h                    |
| Life to 10% failures (nom.) | 14000 h                    |
| Life to 20% failures (nom.) | 16000 h                    |
| Life to 50% failures (nom.) | 20000 h                    |
| ANSI code HID               | C130/E                     |

### • Light Technical

|                                       |                 |
|---------------------------------------|-----------------|
| Lamp Luminous Flux (Nom)              | 4050 lm         |
| Colour Designation                    | Warm white (WW) |
| Lumen maintenance 1,000 hours (nom.)  | 95 %            |
| Lumen maintenance 12,000 hours (nom.) | 80 %            |
| Lumen maintenance 10,000 hours (nom.) | 83 %            |
| Lumen maintenance 2,000 hours (nom.)  | 93 %            |
| Lumen maintenance 4,000 hours (nom.)  | 90 %            |
| Lumen maintenance 5,000 hours (nom.)  | 88 %            |
| Chromaticity coordinate X (nom.)      | 0.435           |
| Chromaticity coordinate Y (nom.)      | 0.395           |
| Colour Temperature, horizontal (Nom)  | 3000 K          |

|                                     |         |
|-------------------------------------|---------|
| Lamp Luminous Efficacy EM (Nom)     | 98 lm/W |
| Colour Rendering Index, horiz (Min) | 87      |
| Colour Rendering Index, horiz (Nom) | 90      |

### • Operating and Electrical

|                                |         |
|--------------------------------|---------|
| Power (Rated) (Nom)            | 39.0 W  |
| Lamp current run-up (max.)     | 1 A     |
| Lamp current (EM) (nom.)       | 0.500 A |
| Ignition supply voltage (max.) | 198 V   |
| Ignition peak voltage (max.)   | 5000 V  |
| Ignition supply voltage (min.) | 198 V   |
| Re-ignition time (min.) (max.) | 15 min  |
| Ignition time (max.)           | 30 s    |
| Voltage (Max)                  | 90 V    |
| Voltage (Min)                  | 80 V    |
| Voltage (Nom)                  | 85 V    |

### • Controls and Dimming

|                        |         |
|------------------------|---------|
| Dimmable               | no      |
| Run-up time 90% (max.) | 3 min   |
| Run-up time 90% (nom.) | 1.5 min |

# PHILIPS

# MASTERColour CDM-T Elite

• Mechanical and Housing

Bulb finish                      Clear (CL)

• Approval and Application

Energy efficiency label (EEL)      A+  
Mercury (Hg) content (nom.)      4.7 mg  
Energy Consumption      43 kWh  
kWh/1000 h

• UV

PET (NIOSH) (min.)      8 h/500lx  
Damage factor D/fc (max.)      0.3

• Luminaire Design Requirements

Bulb temperature (max.)      500 °C

Cap base temperature (max.)      250 °C  
Pinch temperature (max.)      350 °C

• Product Data

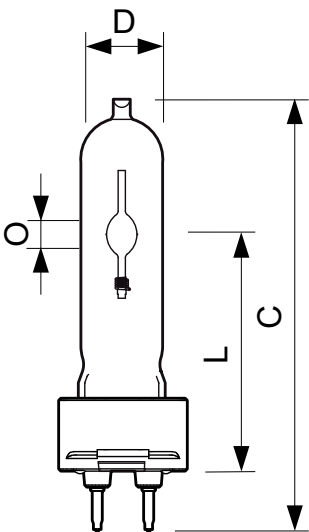
Full product code      872790091137400  
Order product name      MASTERColour CDM-T Elite  
35W/930 G12 1CT/12  
EAN/UPC – product      8727900911374  
Order code      928185205131  
Local Code      CDMTEL35W930  
Numerator – quantity per pack      1  
Numerator – packs per outer box      12  
Material no. (12NC)      928185205131  
Net weight (piece)      0.028 kg  
ILCOS Code      MT/UB-35/930-H-G12-20/90

## Warnings and Safety

- Use only in totally enclosed luminaire, even during testing (IEC61167, IEC 62035, IEC60598)
- The luminaire must be able to contain hot lamp parts if the lamp ruptures
- Use only with electronic control gear. 35W & 70W lamps may also use electromagnetic gear.

- Control gear must include end-of-life protection (IEC61167, IEC 62035)
- A lamp breaking is extremely unlikely to have any impact on your health. If a lamp breaks, ventilate the room for 30 minutes and remove the parts, preferably with gloves. Put them in a sealed plastic bag and take it to your local waste facilities for recycling. Do not use a vacuum cleaner.

## Dimensional drawing

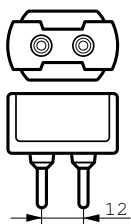


CDM-T Elite 35W - 150W G12

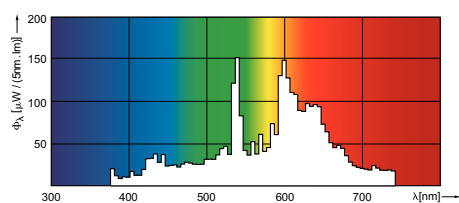
### CDM-T Elite 35W/930 G12

| Product                                     | D     | O      | L     | L     | L     | C      |
|---|-------|--------|-------|-------|-------|--------|
| MASTERColour CDM-T Elite 35W/930 G12 1CT/12 | 20 mm | 4.8 mm | 55 mm | 57 mm | 56 mm | 103 mm |

## Dimensional drawing



## Photometric data



© 2016 Philips Lighting Holding B.V.  
All rights reserved.

Specifications are subject to change without notice. Trademarks are the property of Koninklijke Philips N.V. (Royal Philips) or their respective owners.

[www.philips.com/lighting](http://www.philips.com/lighting)

2016, October 10  
data subject to change