



Representative Photo Only
(actual product may vary based on configuration selections)

RCCB 63A 100MA 3PN 4 MOD (A)

- Complies with AS/NZS 61008 (RCCBs)
- DIN-SAFE RCCBs feature 10 kA conditional short circuit rating
- 1P+N and 3P+N for single or three phase loads
- Type A, AI, F, B and S options
- 30 mA sensitivity featured as standard simplifying the selection for personnel protection applications
- 100 mA, 300 mA and 500 mA sensitivity options
- Fast connection pin/fork busbar comb or busbar chassis
- Suits pole-covers and loadcentres
- Approval No. NSW17482 (Type AC, A, AI & S)
- Approval No. NSW27811 (Type B)

SPECIFICATIONS

Component Type Power Distribution & Protection	RCD
RCD Type, AS/NZS 61008/61009	A
Tripping Time at $I_{\Delta n}$, Instantaneous	<40 ms
Tripping Time at $I_{\Delta n}$, Selective	>150 ms
I_n , Rated Current at 30°C	63 A @30°C
$I_{\Delta c}$, Rated Conditional Residual Short-Circuit Current	10 kA
$I_{\Delta n}$, Rated Leakage Current	100 mA
Poles	3P + N
Neutral Pole Protected	No
Number of Poles versus Modules	4
Rated Frequency	50 / 60 Hz
U_n , Nominal Operational Voltage, AC	415 V AC
U_{bmin} , Service Voltage, AC, Min	205 V AC
U_{bmax} , Service Voltage, AC, Max	455 V AC
Selectivity Class (IEC 60898)	A
I_m , Rated Make/Break Capacity	500 A
$I_{\Delta m}$, Rated Residual Make/Break Capacity	500 A
I_{nc} , Rated Conditional Short Circuit Current	10 kA
$I_{\Delta c}$, Rated Conditional Residual Short-Circuit Current	10000 A
U_{imp} , Impulse Withstand Voltage, 1.2/50µs	8 kV, 1.2/50µs
Grid Distance (Safety Difference Between 2 Devices)	35 mm
Isolator Application, IEC 60947-2	Yes
U_i , Rated Insulation Voltage	440 V (rms)
U_i , Rated Insulation Voltage @ Pollution Degree 2	440 V
Insulation Resistance	1000 MΩ
Dielectric Strength	2500V V AC
Electrical Service Life at U_n , I_n	10000 cycles
Mechanical Service Life	20000 cycles

Catalogue No: **DSRCD-4-63-100-A**

RCCB DIN-SAFE 3P+N 63A 100mA TYPE A

Power Distribution and Protection > Circuit Breakers > Miniature Circuit Breakers and Earth Leakage Protection (RCDs and RCBOs) > DIN-Safe Residual Current Device > DIN-Safe Safety Switches (RCCBs) > DIN-Safe RCCB Type A



Conductor Entry Position	Top / Bottom
IP Rating, Inside	IP40
IP Rating, Outside	IP20
Flammability Rating (UL94)	UL 94 V-2
Wire / Conductor Size, Rigid Cable, Top, Max	50 mm ² Top
Wire / Conductor Size, Rigid Cable, In, Min	1.5 mm ² In
Wire / Conductor Size, Flex Cable, Top, Max	35 mm ² Top
Wire / Conductor Size, Rigid Cable, Out, Min	1.5 mm ² Out
Wire / Conductor Size, Rigid Cable, Bottom, Max	50 mm ² Bottom
Wire / Conductor Size, Flex Cable, In, Min	1.5 mm ² In
Wire / Conductor Size, Flex Cable, Bottom, Max	35 mm ² Bottom
Wire / Conductor Size, Flex Cable, Out, Min	1.5 mm ² Out
Tightening Torque, Top, Nominal	5 Nm
Tightening Torque, Bottom, Nominal	5 Nm
Busbar System, Top	Fork Pin
Busbar System, Bottom	Fork Pin
Trip-Free Mechanism	Yes
Mounting	DIN-35 Rail Mount
Add-On Devices (side add-on)	Auxiliary Contacts PBS Tele L Tele M Tele U
Padlockable	Yes, Non-Captive only (Ordered Separately)
Sealable	Yes
Centre Trip Position	No
Height	86 mm
Width	72 mm
Depth	76 mm
Weight	0.368 kg
Package Quantity	3 qty
Approval(s)	N17482
Neutral Pole Switched	Yes
Operating Temperature, Min	-25 °C min
Operating Temperature, Max	55 °C max
Storage Temperature, Min	-25 °C min
Storage Temperature, Max	70 °C max
Relative Humidity, Max	95 %RH
Shock Acceleration (Max.)	40 g
Shock Duration (Max.)	5 ms
Shock Rating	IEC 60077-16-3
Vibration Acceleration (Max.)	1.5 m/s ²
Vibration Frequency, Operational (Max.)	80 Hz
Vibration Duration (Max.)	30 min
Vibration Rating	IEC 60068-2-6
Standards Compliance	AS/NZS 61008 EN 61008-1 IEC 61008-1
Certifications	CE RCM



DIN-T

Catalogue No: **DSRCD-4-63-100-A**

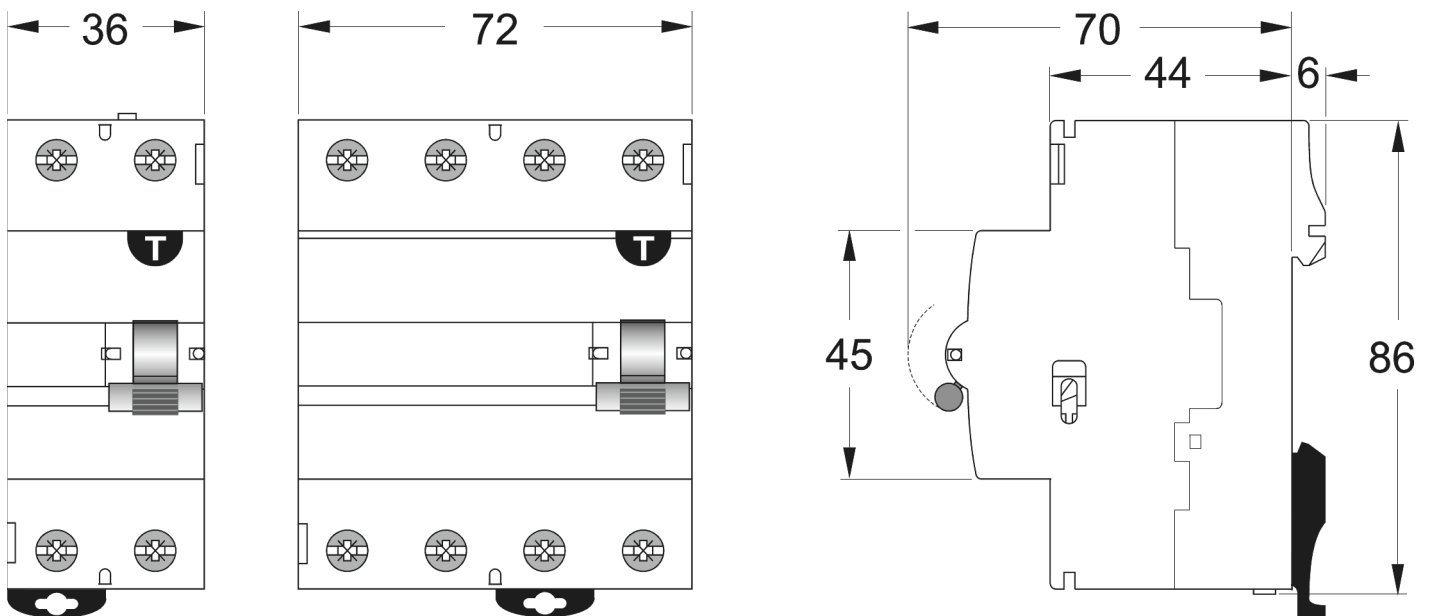
RCCB DIN-SAFE 3P+N 63A 100mA TYPE A

Power Distribution and Protection > Circuit Breakers > Miniature Circuit Breakers and Earth Leakage Protection (RCDs and RCBOs) > DIN-Safe Residual Current Device > DIN-Safe Safety Switches (RCCBs) > DIN-Safe RCCB Type A



REFERENCES

IECEx Certificate	-
Supplier Declaration of Conformity:	DSRCDxxxxxx_Supplier Declaration of Conformity (SDoC)
Installation Guide:	-
User Manual:	-
Manufacturer Datasheet:	-
Manufacturer Catalogue & Product Selection:	-



Dimension Diagram

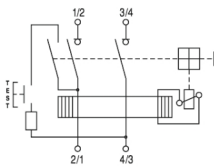
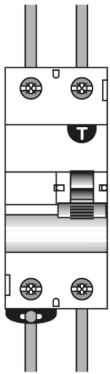
Catalogue No: **DSRCD-4-63-100-A**

RCCB DIN-SAFE 3P+N 63A 100mA TYPE A

Power Distribution and Protection > Circuit Breakers > Miniature Circuit Breakers and Earth Leakage Protection (RCDs and RCBOs) > DIN-Safe Residual Current Device > DIN-Safe Safety Switches (RCCBs) > DIN-Safe RCCB Type A



RCCB 2 P
(127/230 V)

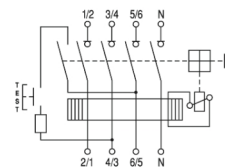
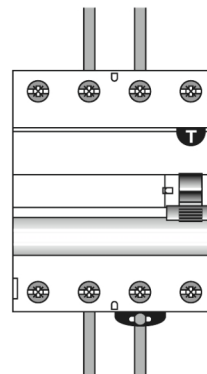
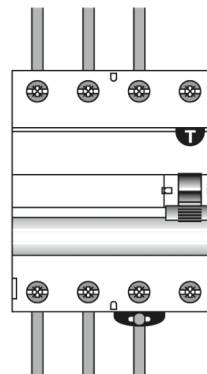
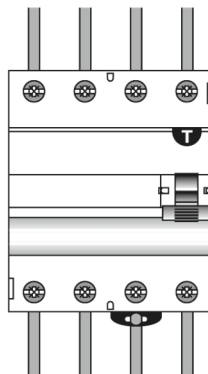


RCCB 4 P

4 P (240/415 V)

3 P (240/415 V)

2 P (240 V)



Connection / Wiring Diagram